

# Non-local Consciousness Influence to Physical Sensors: Experimental Data

Konstantin Korotkov  
Saint Petersburg University

Experimental approach to investigation of NLCI (Non-local Consciousness Influence) effects is based on sensors of different design, and most of it based on transitional effects in gas-discharge plasma with several quasi-stable states is also presented. Computerized device for detecting NLCI is based on commercially available Gas Discharge Camera ([www.ktispb.ru](http://www.ktispb.ru)) and allows following time dynamics of several sensors in NLCI conditions. The typical sensors are: water, air, earth, and wood, this instrument was named "The 5th Element". Readings are taken continuously by special software every five or ten seconds in automatic mode. Sensitivity of the device was tested by detecting the influence of total sun eclipse in Siberia in 2008 and by detecting sunrise and sunset. Several experimental modalities have been developed: (1) directed NLCI of a person; (2) directed NLCI of a group of people; and (3) non-directed NLCI of a group of people. Experiments during many years demonstrated efficiency of the developed approach.

*Keywords:* consciousness, emotions, remote detection, collective emotions, collective consciousness, Electrophotonic Imaging, GDV (Gas Discharge Visualization) technique

## 1. Introduction

The problem of NLCI (Non-local Consciousness Influence) to the physical world has been widely discussed in popular and scientific literature. A lot of anecdotic cases have been reported, from which the most interesting were the cases of influence on electronic and computer systems (Radin 1997). A number of experiments have been conducted in controlled experimental conditions (Schwartz, and Simon 2007). By the end of the 20th century, conceptual basis for NLCI was being created by the new scientific branch related to Quantum Entanglement, Quantum Teleportation, and Non-local Realism (Radin 2006). The background hypothesis of this paper is that our minds are entangled with the physical universe and that consciousness can have detectable effects physically without physical contact (in the usual sense). Our approach is not to speculate about mechanisms, but to present results of the experimental tests which may be verified by using commercially available instruments.

## 2. Method

The method of EPI (Electro-photonic Imaging) based on GDV (Gas Discharge Visualization) technique is well known for applications in medicine, sport, and water testing (Korotkov 2004; Korotkov, Williams, and

---

Konstantin Korotkov, Ph.D., professor, Saint Petersburg University, ITMO, Russia; main research fields: Biophysics, Consciousness, Quantum Physics.

Wisneski 2004; Gibson, and Williams 2005; Korotkov et al. 2010; Augner et al. 2010; Kostyuk et al. 2010; Rgeusskaja, and Listopadov 2009). It is based on computer processing of images of gas discharged glow around subject under study in high intensity electromagnetic field.

Electrophotonic is a promising direction in the construction of new non-invasive automatic procedures that assess the body's condition during minimum interventions into vital functions. Electrophotonic method investigates human functional states by assessing electro-optical parameters of the skin that are based on the registration of physical processes emerging from electron components of tissue conductivity. This technique allows one to capture the image of electrophotonic impulse around human fingertips and to extract information about sympathetic and parasympathetic activities. Thus, electrophotonic approach can then be used as a model to bridge the gaps in health disparities by creating an innovative approach to address health aspects in real time measurements, which will improve rural health outcomes.

The EPC/GDV Camera is presently the state-of-the-art in bioelectrography (Korotkov 2004). The underlying principle of camera operation is similar to the well-known Kirlian effect, but modern technology allows reproducible stable data with quantitative computer analysis. These findings are described in more than 200 research works in the international scientific literature, 15 patents, and seven books in English, French, German, Italian, Russian, and Spanish.

This biophysical concept of the principles of GDV measurements is based on the ideas of quantum biophysics (Korotkov, Williams, and Wisneski 2004). EPC/GDV bioelectrographic systems have had practical applications in the several main areas, such as medicine, sport, study of liquids, water and materials. In another series of the experiments, the principle of the EPI/GDV instrument was being used in the "Electrophotonic Sensor". The principles of operations are as follows (See Fig. 1). Titanium cylinder 1 (15 mm/0.6 inch in diameter) is connected to the special antenna 2 designed to create non-homogenous electromagnetic field. Generator 3 produces impulses of voltage 7 kV amplitude, 10 mcs duration, coming with 1 kHz frequency in 0.5 s packs every 5 s. Voltage is applied to the transparent conductive layer 4 on the quartz electrode 5. Due to the bias current from antenna 2, a gaseous discharge 7 between cylinder 1 and electrode 5 is generated. The glow of the discharge is detected by a special TV system 6, and after digitizing, is kept as series of image files on a memory stick 8 connected to the instrument. Instrument runs on 12 V rechargeable batteries 9 for more than 100 hours in automatic mode. In laboratory conditions at night without presence of people, variability of data during 6 hours was at the level 0.5%-1%. Before the measurement, instrument should be "warmed up" by operating for 30-50 minutes with cylinder connected to the grounding jack of the instrument.

A special software environment was developed for processing and analyzing EPI-grams. The original image, as it is obtained from the video camera and saved as a BMP (See Fig.1B), is presented in gray color palette containing 256 shades of gray (from black to white). The following main parameters are calculated from the image:

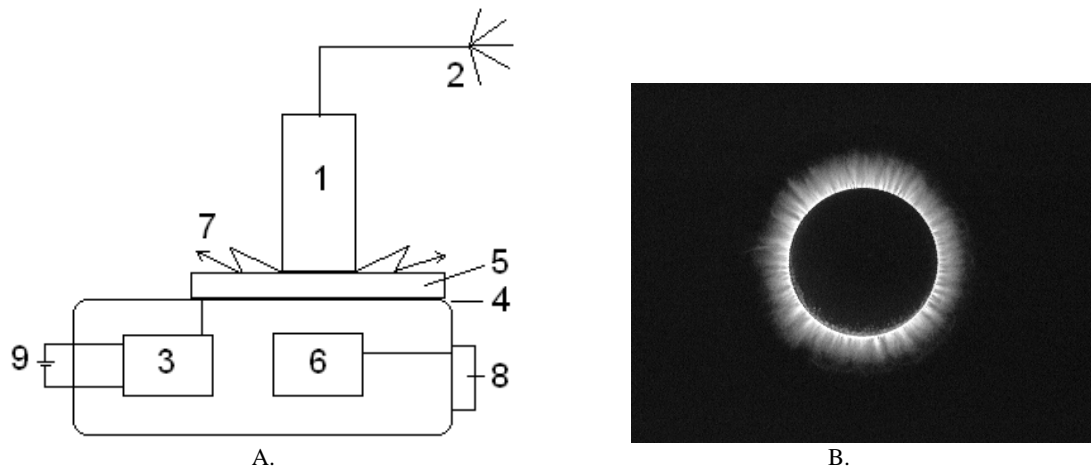
Total image area: the number of pixels in the image having brightness above the threshold.

Average Intensity: an evaluation of the Intensity spectrum for the particular EPC image.

FC (Form coefficient): being calculated according to the formula:  $FC = aL^2/S$ , where L is the length of the EPI-gram external contour and S is the EPI-gram area.

FrC (Fractality coefficient): being calculated according to the algorithm of Mandelbrot as a ratio of lengths of perimeters of the image glow, obtained in different scales of EPI-gram. Form and fractality coefficients show the degree of irregularity of the EPI-gram external contour.

Length of isoline: the length of envelope of the image contour.



**Fig. 1A. The Schematic Design of the “Electrophotonic Sensor”;** **Fig. 1B. An Image of the Titanium Cylinder.**  
 Note: In Fig. 1A, 1 = Titanium cylinder; 2 = Special antenna; 3 = Impulses generator; 4 = Transparent conductive layer; 5 = Quartz electrode; 6 = TV system; 7 = Gaseous discharge; 8 = Memory stick; 9-12V = Rechargeable batteries.

### 3. Experimental Results

Several experimental modalities have been developed: (1) directed NLCI of a person; (2) directed NLCI of a group of people; and (3) non-directed NLCI of a group of people.

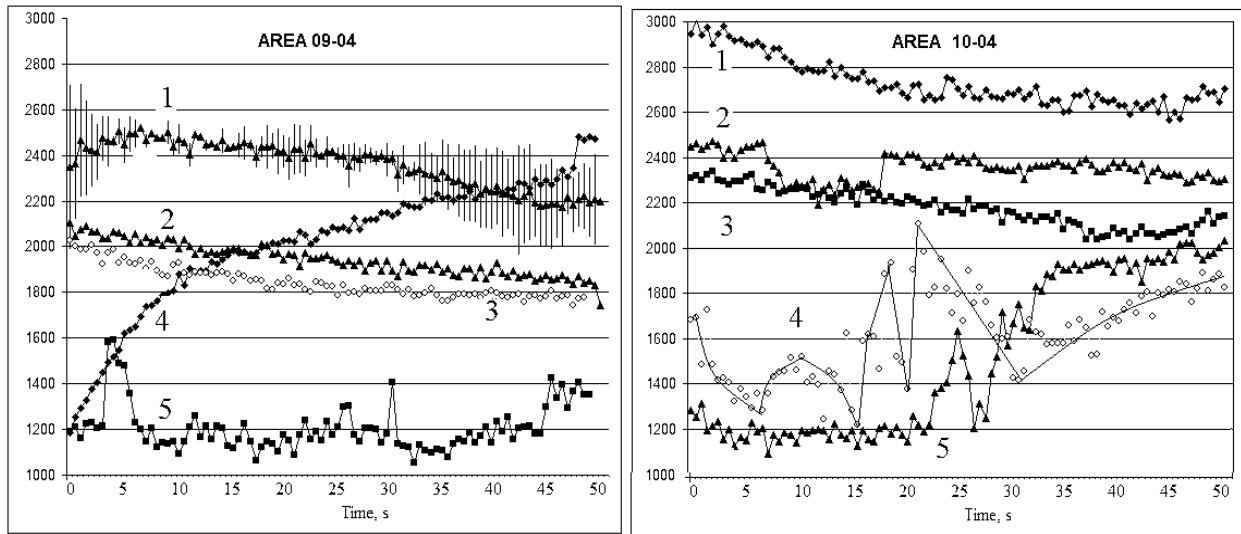
In the first mode, we experimented with several people from Russia, Germany, and USA involved in professional healing. After several trials with observing the real-time reactions of the instrument in the biofeedback mode, they tried to send NLCI from the distance. All the experiments were conducted in twin-blind regime recording signals for three hours, during which time healer, at the time of his choice, was trying to influence the sensor for ten minutes. In some experiments, a second similar sensor was used as a control. During 2002-2006, 11 controlled studies have been conducted from Berlin, Tokyo, and Moscow to Saint Petersburg. In nine cases, statistically significant results of NLCI were recorded. Let us present some examples.

In agreed days, five plastic 1-liter bottles of tap water were placed at 10 am at the table in the experimental room of Saint-Petersburg University. Every bottle was labeled with color strip. Bottles were left intact till 4-5 pm when GDV measurements of water samples from every bottle were undertaken.

German healer Christos Drossinakis performed mental influence within four days (from eight agreed days) at 12 am for ten minutes to two bottles from Japan and Germany. Researchers performing measurements were unaware neither of the influence performed nor of the target bottle. Therefore, the second experimental session was organized in accordance with twin-blind study design. In this second session of distant remote influence, significant changes in GDV parameters of water drops between samples from different bottles were found only in two days. This difference was statistically significant and reproducible in successive measurements. It was days of Drossinakis' influence from Japan. In other six days, no significant reproducible difference between samples was found.

Fig. 2 demonstrates dynamical curves measured on April 9th and 10th, 2002. As we see from the graphs, behavior of curves from the bottles numbered 4 and 5 was clearly different from three other samples: Level of variation was much higher compared with other samples. It should be noted that these variations were

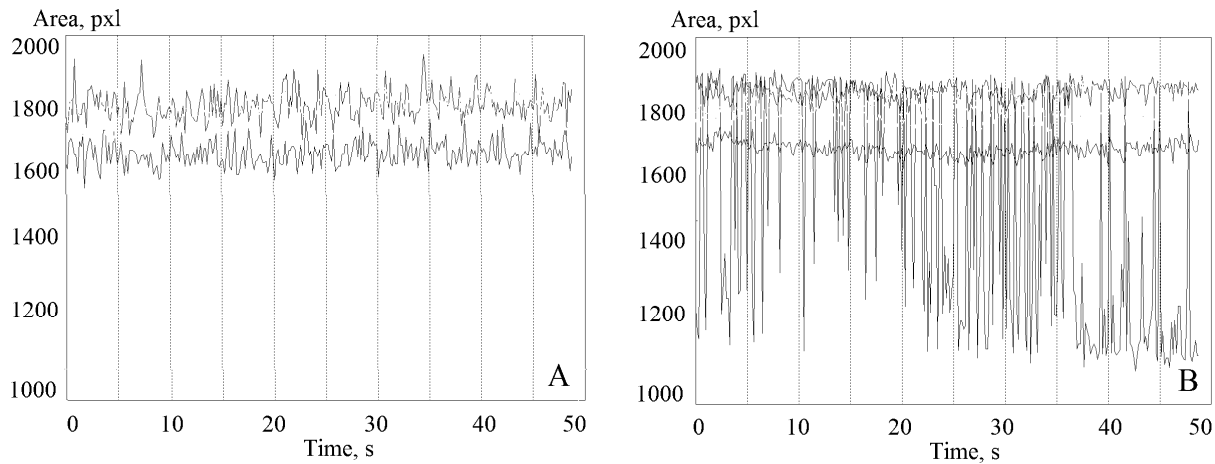
persistent but irreproducible from measurement to measurement.



**Fig. 2. Time Dynamics of the EPI Glow for Water Drops from Five Different Bottles.**

Note: Every curve is averaged on five subsequent measurements. Vertical bars at the upper curve demonstrate the typical level of variation. As we see, curves 1, 2, and 3 have quite stable dynamics, while curves 4 and 5 are variable. From this, we make conclusions that in bottles 1, 2, and 3, water was intact while bottles in 4 and 5 was influenced by the distant intention.

Influence of healer Alexey Nikitin from the distance 2-5 meters resulted in transformation of relatively stable water dynamics into chaotic oscillations (See Fig. 3), very similar effect was found under the influence of Valerii Sochevanov (See Fig. 4).

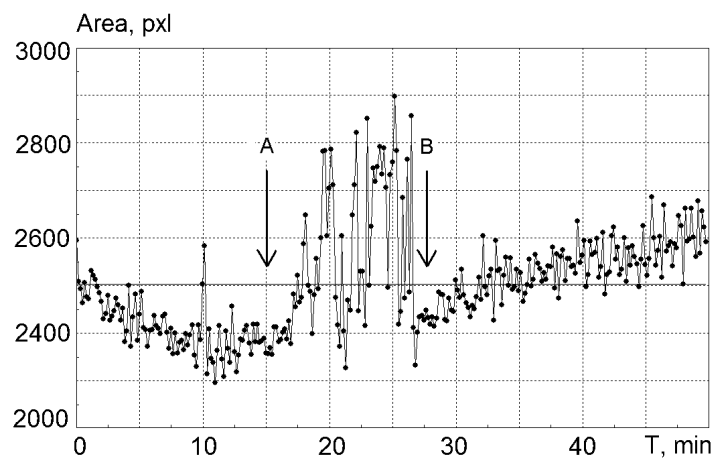


**Fig. 3. Time Dynamics of the Area of EPI Glow for Three Water Samples before (A) and in the Process of Distance Influence (B).**

Directed NLCI of a group of experienced meditators was tested during several workshops in Europe and USA. People were asked to meditate and send their positive emotions to the sensor being positioned in the same room. In all cases, statistically significant changes of signals were recorded (see an example in Fig. 5).

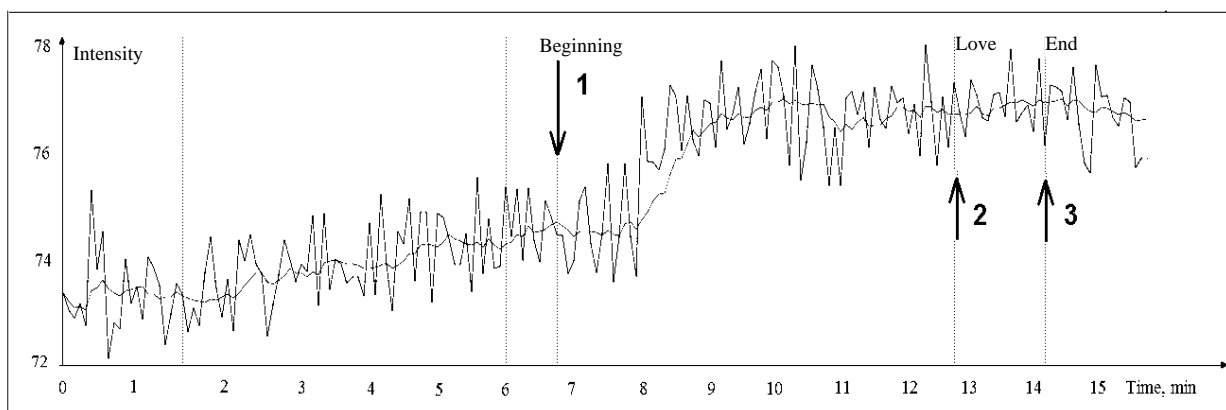
A series of five experiments with remote intention influence were conducted together with Lynne

McTaggart in 2007-2010. Lynne organized big groups of people by Internet (<http://theintentionexperiment.com>). People were able to see the photo of the experimental setup and started their meditation at the agreed time (marked by arrow at the graph). People were not given any special instructions on the way of meditation. Data were recorded in automatic mode about one hour before the intention time and one hour after. Control experimental setup was set in adjusted room. First experiment in 2007 allowed to check and correct all the procedures of the experiment, and in 2008-2010, recorded responses both of water installation and sensor were statistically significant ( $p < 0.05$ ). As we see from these data, in all cases of collective distance-directed NLCI of big groups of people from all over the world, statistically significant response of water and sensor was recorded. In many cases, sensor responded 10-15 minutes before the agreed time which may be explained by human thoughts of the upcoming event. Control samples demonstrated some variation of parameters, but not significant in most cases.



**Fig. 4. Time Line of Area for Water under the influence of Valerii Sochevanov.**

Note: A-B is the moment of influence.



**Fig. 5. "Sputnik" Sensor Recordings on May 7th, 2011.**

Note: In the graphs, 1 = The moment of beginning of collective meditation; 2 = Sending love to the world; 3 = The end of the meditation.

A big series of experiments with Electrophotonic Sensor were conducted during workshops and conferences of the Reconnection Healing ([www.thereconnectionhealing.com](http://www.thereconnectionhealing.com)) in 2008-2011. Sensor was set in

the conference room and operated for several hours. Table 1 presents the results of sensor response during sessions in 2008-2009.

**Table 1**

**Changes of Sensor Parameters during Reconnection Healing Sessions**

Date (mm/dd/yy)	9/18/08	9/19/08	9/20/08	9/21/08	9/25/09	9/26/09	9/27/09	10/03/09
Type of event	C	C	C	C	W	W	W	W
Length of the session (minutes)	150	100	210	240	240	570	600	80
Area changes (%)	29	40	67	33	59	100	55	25
Date (mm/dd/yy)	10/04/09	11/13/09*	11/14/09*	11/15/09*	12/04/09	12/05/09	12/06/09	
Type of event	C	W	W	W	W	W	W	
Length of the session (minutes)	240	490	540	510	150	630	554	
Area changes (%)	35	14	26	16	32	30	40	

Note: C = Conference; W = Workshop; \* = Measurements taken with two sensors of different construction in parallel.

As we see from Table 1, in 2008-2009, 15 sessions of the Reconnection events were measured with the Electrophotonic Sensor. At all sessions, sensor responded to significant events in the room in most cases during presentations of Erick Pearl or Doug De Vito, at the same time, behavior of the graphs was different in different sessions. We may define the following moments:

Area graphs had both ascending and descending response. We pay attention that numbers in the graphs are different due to using sensor elements of different construction.

(1) Area variations were from 14% to 100% in different sessions (See Table 1);

(2) In 11 cases out of the 15 sessions, Intensity increased during sessions while other parameters demonstrated different behaviour;

(3) Recording lasted from 100 to 630 minutes. The level of variations did not depend on the length of a session;

(4) During the conferences, only some presenters stimulated the reaction of the sensor;

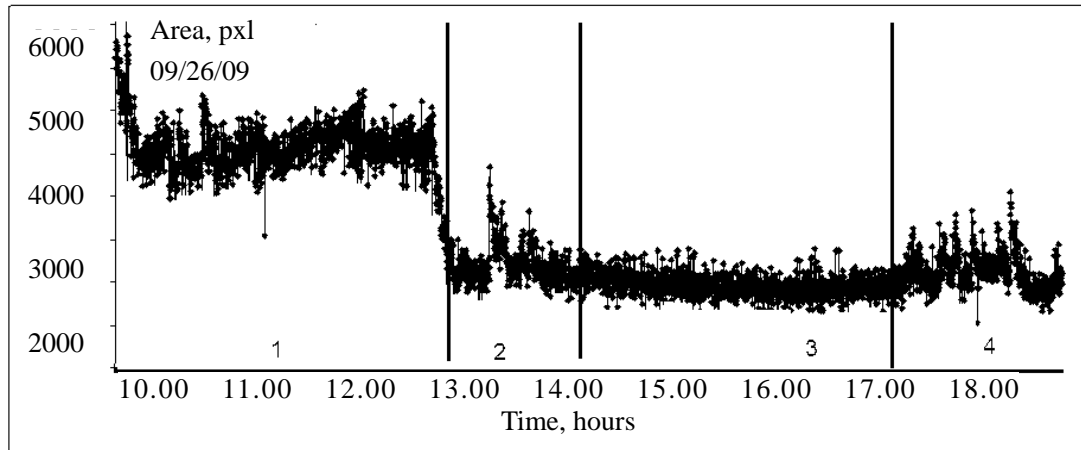
(5) Control recordings in the laboratory without presence of people demonstrated variations of Area and Intensity at the level 3%-7% without any specific moments;

(6) Measurements in Amsterdam (11/13/09-11/15/09, see Table 1) demonstrated less variations of a signal compared with measurements in the USA. The reason may be very big size of the auditorium where workshops took place;

(7) Measurements taken with two independent sensors in parallel demonstrated very high consistency in recording significant events during workshops;

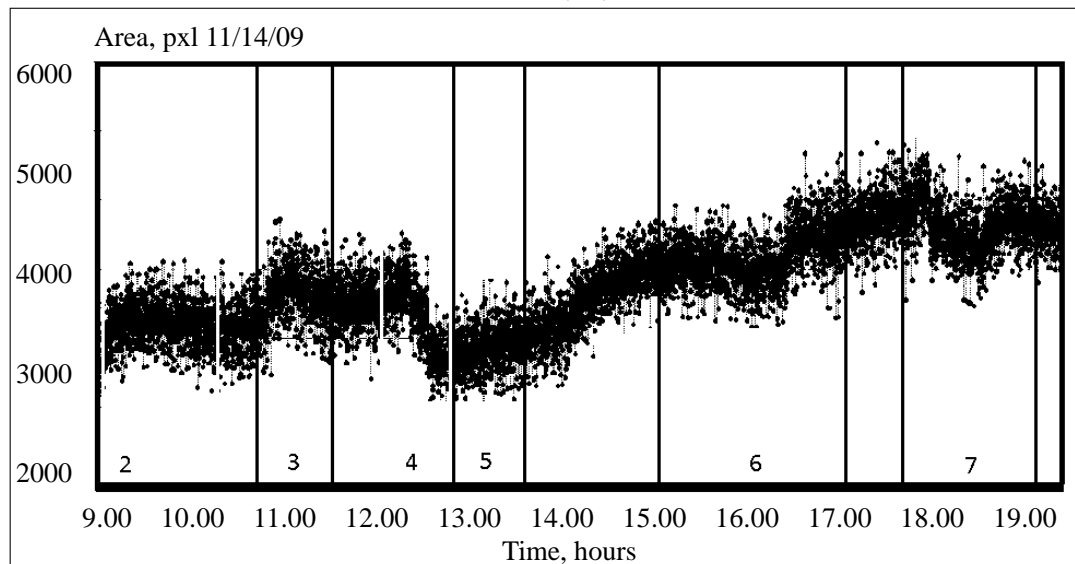
(8) At the Reconnective Healing Workshop in Los Angeles in September 2008, consistent effects were recorded by the teams led by Dr. W. Tiller and Dr. G. Schwartz with the equipment operated at absolutely different principles (Till, and Schwartz 2009).

All above-mentioned features demonstrate that recorded variations of a sensor signal were not just random, but were related to the event in the room. They may be related both to the activity of the presenter and to the reaction of the audience. From all the data, we can make the conclusion that during sessions of Reconnection Healing, structurization of a space in the auditorium takes place. The physical background of this effect needs attention and further investigation. Examples of experimental data are presented in Figs. 6 and 7.



**Fig. 6. Time Variations of Area, Intensity, and Entropy Recorded by “Antenna” Type Sensor during Reconnection Healing Workshop on September 26th, 2009.**

Note: Time sequence regime of activity: 1 = 10:00 attendees settling in, and Doug De Vito invigorating the group; 2 = 12:40 Eric Pearl presentation; 3 = 14:00 different presentations; 4 = 17:00 Eric Pearl.



**Fig. 7. Time Variations of Area and Intensity Recorded by “Sputnik” Type Sensor during Reconnection Healing Workshop on November 14th, 2009.**

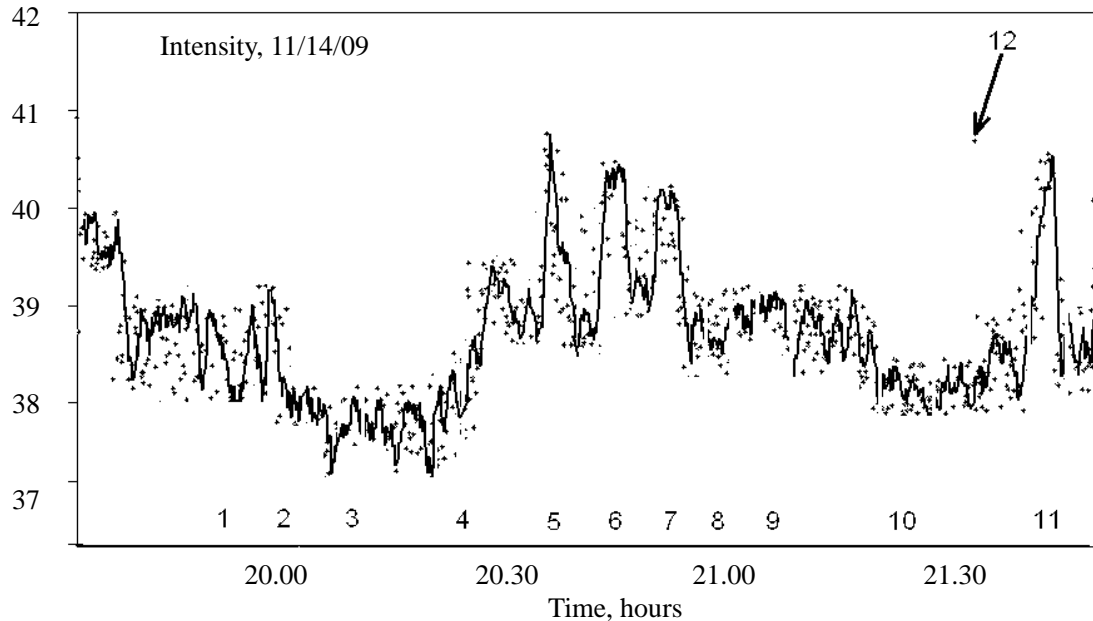
Note: Time sequence regime of activity: 1 = 8:30 people entering the room; 2 = 9:05 Doug De Vito on the stage; 3 = 11:00 people going to tables; 4 = 12:04 Doug De Vito; 5 = 13:00 Eric Pearl. 6 = 15:00 healing stories from people; 7 = 18:00 Eric Pearl.

Very special application of the Electrophotonic Sensor was found in measuring the influence of music on space, listeners and performers. Some data are presented in “New Approach for Remote Detection of Human Emotions” (Korotkov et al. 2009). Here we give an example. On November 14th, 2009 in Brugge, Belgium, a very special concert was organized by a famous singer Ingeborg Sergeant. During presentation, singers from different nations presented their songs. Dr. Masaro Emoto took part in the performance as well. As we see from Fig. 8, at the moments of singing, parameters of sensor signals were significantly different from the parameters in intermissions. For many parameters, this difference was statistically significant. This may be presented as the

change of entropy of signals at the moments of performance compared with background. We may even say that performance of spiritual singers change the entropy of space.

#### 4. Discussion

Instrumental approach developed for recording NLCI has been proven during five years in a series of experiments conducted by research groups in Russia, Germany, Ukraine, and Chili. Collected data give us clear evidence that human consciousness may influence parameters of physical systems, both intentionally and non-intentionally (Korotkov et al. 2009; 2010).



**Fig. 8. Time Dynamics of Intensity during Performance.**

Note: Solid line = line filtration approximation. Marked moments: 1 = Beginning of Ingeborg and Emoto presentation; 2 = Song; 3 = Song; 4 = Song "Shabat-Shalom"; 5 = Song "Besmilla"; 6 = Song "God is Great"; 7 = Song "OM-Shri"; 8 = Lyric song ; 9 = Child song; 10 = Song "Gati-Gati-Paragati"; 11 = Song "Kumbaja My Lord"; 12 = Emoto singing.

From the conventional point of view, we may state that bias current in the electrical chain depends on the capacitance of space between antenna and environmental-grounded and electroconductive subjects. Emotions are related to the activity of the parasympathetic division of the autonomic nervous system, which changes blood microcirculation, perspiration, sweating, and other functions of the body, resulting in the changes of the overall conductivity of the body and the conductivity of acupuncture points in particular. Therefore, the presence in the vicinity of the instrument of the emotional people may change the conductivity of space and, hence, the signals of the sensor. This may be related to the formation of areas of decreased entropy in space, or, as Prof. Tiller claims, "associated with the buildup of a negative magnetic charge manifesting in the environment" (Korotkov et.al., "New Approach for Remote Detection of Human Emotions" 14). Some quantum effects may be involved as well.

We may construct several models explaining observed effects—from chemical and physical ones to quantum electrodynamics and the esoteric. From our point of view, this is not important at the moment.



First of all, we need to collect a big database of observations in different situations by several research groups. At any rate, without being concerned on physical explanations, it is clear that the effects of NLCI on physical sensors are measurable and reproducible. This allows devising a line of experimental exploration of these effects. It may have a strong implication on our understanding of physical reality and the role of consciousness in the world. Measurements may be done in a theater, concert hall, church, and lecture auditorium. It is interesting to take measurements during sport event. However, for one single group, it is difficult to have many different experiments, we need collective efforts of research from different countries. The advantage of this approach is that any researcher operating with EPI/GDV Camera may take part in research.

We should take into consideration the following ideas of Prof. Tiller:

The periods of audience-focused attention upon the on-stage speaker signals that group entrainment leading to significant growth of group coherence is occurring. This leads to high information production rate events, Macroscopic spatial information entanglement due to simultaneous use of multiple measuring instruments appear to be generating reduced contrast in the magnitudes of various event signatures. This probably occurs via the addition of out-of-phase vector components (a type of data randomization).

As a closing remark, if all the subsystems of the experiment are included in the analysis, it certainly strengthens the statement regarding “only trends” from our experimental measurements can be expected to be meaningful at this time. Further, with Dr. Korotkov’s team making experimental measurements in the same room as us, one should expect information entanglement to occur between their measurement system and ours! (Tiller, and Dibble 31)

To prove or disapprove these ideas, we need to have a series of further experiments with different modalities of healing.

At any rate, without being concerned on physical explanations, it is clear that the effects of human emotions are strong and measurable. We may definitely tell about conditioning of environmental space in the workshop room. In the further stages of experiments, we need to study the following topics:

- (1) correlation between several similar instruments installed in the same room of the workshop and in different rooms. It will help us to answer the question of space conditioning and the area of the influence;
- (2) comparison with effects of a group of people at the music concert and political gathering;
- (3) effect of age and gender of participants;
- (4) influence of geophysical conditions;
- (5) dependence of effects on the experience, training, and other qualities of practitioners.

Correlation of results between Dr. Tiller and Dr. Korotkov teams makes them especially significant and opens perspectives for further understanding of the enigmas of consciousness.

Results allow starting a new scientific line of the instrumental investigation of the geoactive zones. In this field, culturological aspect of the problem is of particular interest. The idea that from the ancient times, historical monuments have been correlated with the “places of power” and areas, having some specific geophysical properties and specific influence on the human condition, has been experimentally approved.

The perspectives of the study are exciting for everybody interested in the spiritual history of humankind. We may define the whole new international research line: development of the maps of energy parameters of sacral subjects and the program of study of their influence on the human psycho-physiological condition in relation with the environmental situation, health, and psycho-type of people. This type of research may be a

public domain; contrary to the archeological excavations, they do not need any official allowance, and results may be exchanged and published through the Internet.

This approach opens up a broad field of activity, not just sun-bathing at the beach or wandering around with photo camera, but participating in the international project on the development of Geoactive Zones Database. The only condition for this is ability to operate with EPI/GDV Camera.

### Works Cited

- Augner, Christof, Gerhard W. Hacker, Simon Schwarzenbacher, and Gernot Pauser. "Gas Discharge Visualization: Eine auf physikalischen Methoden und Meridiananalysen basierende Technik zur Untersuchung von Stressreaktionen und energetischen Schwachstellen—Zwischenbericht laufender Forschung." ("Gas Discharge Visualization: A Technique Based on Physical Methods and Meridian Analyses to Detect Stress Reactions and Energetic Weaknesses—Report of Ongoing Research.") *German Journal of Acupuncture & Related Techniques* 53.1 (2010): 14-20.
- Baldwin, Ann, and Gary Schwartz. "Baseline Testing of Reconnective Healing ® Practitioners During Self-Healing." *Сознание и физическая реальность (Consciousness and Physical Reality, in Russian)* 14.8 (2009): 7-25.
- Gibson, Susanne, and Bernard Williams. "The Effect of Music and Focused Meditation on the Human Energy Field as Measured by the Gas Discharge Visualization (GDV) Technique and Profile of Mood States." *Subtle Energies and Energy Medicine* 16.2 (2005): 57-60.
- Korotkov Konstantin, ed. *Measuring Energy Fields: State of the Art, GDV Bioelectrography Series*. Vol. 1. Backbone: Publishing Co. Fair Lawn, 2004. 270p.
- Korotkov Konstantin, Bernard Williams, and Leonard Wisneski. "Biophysical Energy Transfer Mechanisms in Living Systems: The Basis of Life Processes." *Journal of Alternative and Complementary Medicine* 10.1 (2004): 49-57.
- Korotkov, Konstantin, Dmitri Orlov, and Krishna Madappa. "New Approach for Remote Detection of Human Emotions." *Subtle Energies & Energy Medicine* 19.3 (2009): 1-15.
- Korotkov Konstantin, Doug De Vito, Kimba Arem, Krishna Madappa, Bernard Williams, and Leonard Wisneski. "Healing Experiments Assessed with Electrophotonic Camera." *Subtle Energies & Energy Medicine* 20.3 (2010): 1-15.
- Korotkov Konstantin, Edward Krizhanovsky, Marina Borisova, Martin Hayes, Peter Matravers, Kennet Momoh, Pat Peterson, Kenzo Shiozawa, and Alex Vainshelboim. "The Research of the Time Dynamics of the Gas Discharge around Drops of Liquids." *Journal of Applied Physics* 95.7 (2004): 3334-8.
- Korotkov, Konstantin, Peter Matravers, Dmitrii Orlov, and Bernard Williams. "Application of Electrophoton Capture (EPC) Analysis Based on Gas Discharge Visualization (GDV) Technique in Medicine: A Systematic Review." *Journal of Alternative and Complementary Medicine* 16.1 (2010): 13-25.
- Kostyuk, Nataliya., Rajendram Rajnarayanan, Raphael Isokpehi, and Hari Cohly. "Autism from a Biometric Perspective." *International Journal of Environmental Research and Public Health* 7.5 (2010): 1984-95.
- Radin, Dean. *The Conscious Universe*. Harper Edge, 1997.
- . *Entangled Minds: Extrasensory Experiences in a Quantum Reality*. New York: Simon & Schuster. 2006.
- Rgeusskaja, Galina, and Urii Listopadov. "Medical Technology of Electrophotonics—Gas Discharge Visualization-in Evaluation of Cognitive Functions." *Journal of Science of Healing Outcome* 2.5 (2009): 15-7.
- Schwartz, Garry, and William Simon. *The Energy Healing Experiments*. Arizona: Artia Books, 2007.
- Tiller, William, and Walter Dibble. "An Experimental Investigation of Some Reconnective Healing Workshops via a Unique Subtle Energy Detector." *Сознание и физическая реальность. (Consciousness and Physical Reality, in Russian)* 14.8 (2009): 27-32.